

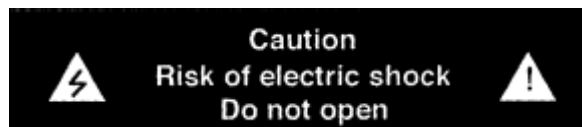
Reference DSD1.3

24bit/192khz DSD128 D/A Converter

SAFETY INSTRUCTION

To avoid personal injury or damage to equipment, please ensure that you read this manual in its entirety before attempting to operate the equipment. Please retain this manual for future reference.

TO PREVENT THE RISK OF ELECTRIC SHOCK, DO NOT UNDER ANY CIRCUMSTANCES REMOVE ANY PARTS OF THE EQUIPMENT COVER. THERE ARE NO USER SERVICEABLE PARTS INSIDE. ALL SERVICING MUST BE CARRIED OUT BY QUALIFIED SERVICE PERSONNEL.



This icon marks a presence of un-insulated “dangerous voltage” within the product's enclosure that may be of sufficient magnitude to constitute a risk of electric shock to persons.



This icon marks important operating, maintenance and service information that should be read to prevent possible personal injury.

WARNINGS

Do Not Disassemble

Do not attempt to service the equipment beyond that described in this manual. Touching the equipment's internal parts could result in severe personal injury. All other servicing or problems as listed below should be referred to qualified Consonance service technicians:

- The power supply cord or plug has been damaged.
- Objects have fallen or liquid has been spilled into the equipment.
- The equipment does not appear to function normally or exhibits a marked change in performance.
- The equipment has been dropped or the enclosure damaged.

Do not under any circumstances allow anyone to modify your Consonance equipment without first checking with Opera Audio, your dealer, or your distributor. Unauthorized modifications will invalidate your guarantee.

Power Source

The equipment should be connected to a power supply only of the type described in this manual or as marked on the equipment.

Grounding or Polarization

Power supply cords should be routed so that they are not likely to be walked on or pinched by items placed upon or against them, paying particular attention to cords and plugs, convenience receptacles, and the point where they exit from the amplifier.

Ventilation

The equipment should be situated so that its location or position does not interfere with its proper ventilation.

1. The equipment must not be placed on bed, sofa, or similar surfaces, that may block the ventilation openings,
2. The equipment must not be placed in a built-in installation, such as a bookcase or cabinet that may impede the flow of air.
3. The equipment should be situated away from heat sources such as radiators, heat register, stoves, or other electronic appliances that produce heat. This equipment is not intended for commercial use.

Water and Moisture

The equipment should not be used near water, e.g., near a bathtub, washbowl, kitchen sink, laundry tub, in a wet basement, or near a swimming pool etc. Similarly, do not place objects filled with liquid, such as vases on top of the equipment.

Lighting

Consonance hi-fi system can be damaged by lightning. Power amplifiers are particularly at risk and therefore should be turned off when there is risk of lightning strike. For complete protection all mains plugs and any aerial cables should be disconnected when not in use.

Power Lines

In case of connecting a tuner, an outdoor antenna should be located away from power lines. If an outside antenna is connected to the system, be sure the antenna is grounded so as to provide some protection against voltage surges and built up of static charges.

Cleaning

Never clean with furniture polish, benzene, or volatile liquids. Dust periodically with a clean, soft paint brush. Fingerprints can be removed with a moist polishing cloth.

Table of Contents

SAFETY INSTRUCTION

1. Introduction.....	5
2. Unpacking & Set-up	5
3. General Warnings	5
4. Troubleshooting Guide.....	6
5. Operating Tips.....	6
6. Technical Specification.....	7
7. Warranty.....	8

Introduction

Thank you for the purchase of the Don Curzio Decoder . Opera Audio welcomes you to the growing number of discerning audiophiles who own Opera Audio products. This manual has been prepared to help you to maximize your enjoyment of the performance and features of your new Consonance equipment. Please study this manual carefully and become acquainted with all the features, operation and capabilities of your new Consonance equipment. Should you have any questions, or desire information on other Opera Audio products, please contact your local Opera dealer.

Unpacking & Set-up

Unpacking

Before any Opera Audio product leaves the factory it is carefully inspected for physical imperfections as a routine part of Opera Audio's stringent systematic quality control. After you have unpacked the equipment, carefully inspect for any physical damage. Save the shipping carton and packing materials as they are essential for future use to reduce the possibility of transportation damage.

Set-up

Check Equipment Voltage

Ensure that the operating voltage of the converter, check the shipping carton label and/or owners manual, conforms to the delivery voltage of your local power supply (i.e. 240V / 230V / 220V / 115V / 100V AC dependent on country).

General Warnings

Every piece of Consonance equipment is designed to produce the finest sound quality that can be achieved, by avoiding compromise wherever possible. This can lead to circumstances that may be unfamiliar to the equipment owner. The material that follows contains advice specifically related to Consonance equipment as well as more general warning about the use of domestic audio products.

Troubleshooting Guide

Equipment problem could also be caused by fault in any part of the system or its installation. As Legal consumer protection varies from country to country, you should always first consult the local dealer for any technical problems that you may experience. Please contact your local distributor or Opera Audio at the address in the back of this manual for any difficulties that cannot be resolved.

Certain Consonance equipment is made in special versions for different territories as a result it is impracticable to arrange international guarantees. Please establish appropriate guarantee arrangements with your own dealer at the time of sale. We are always available to offer help and advice. It is essential that repairs and updates are only carried out by authorized Consonance dealer or Opera Audio factory. As many Consonance components are custom made and specially matched, the replacement parts must be ordered through Opera Audio or its representative. Our dealer will have all relevant information about the service in your area and will ensure that you equipment is serviced without delay.

If for some reason, there are no service facilities available in your area, please ship the equipment to the address listed at the back of the manual.

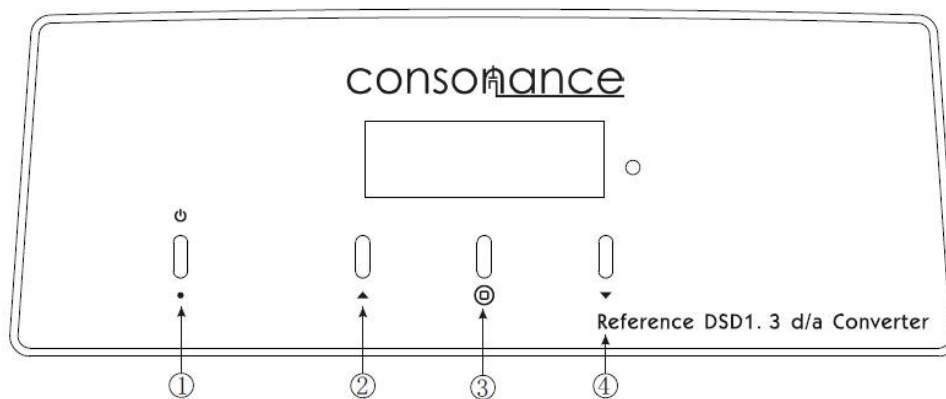
Please note that you are responsible for all shipping charges, insurance, and re-importation to your country, and duty arrangements.

When shipping a product back to factory for service, always include the following:

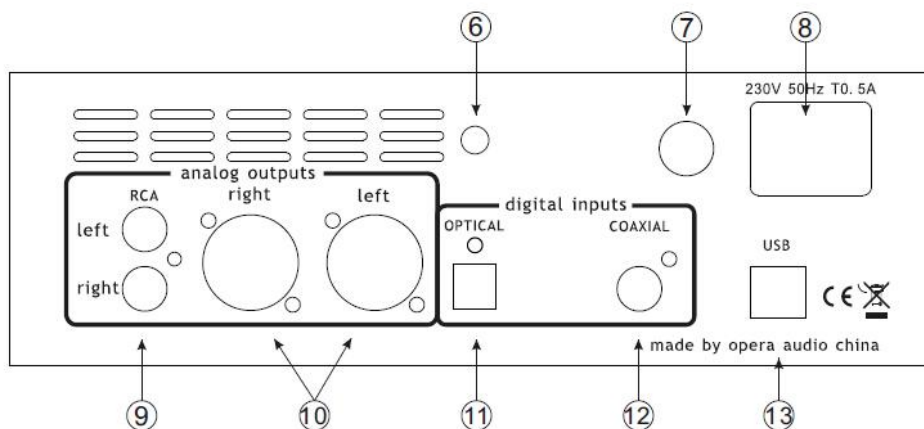
- Sales slip or other proof of purchase if repair is claimed under warranty.
- A proforma invoice with value of the goods, stating that the converter is returned to china for repair.
- An accompanying letter describing faults, symptoms or problems with the converter.
- Always ship the converter in its original carton and packaging material to prevent damage in transit.

Opera Audio will not accept responsibility for any damage caused in transit, no matter whatever caused.

Operating Tips



1. Power switch
2. UP / Volume up
3. Mode switch
4. Down / Volume down



6. Bluetooth antenna
7. Fuse 0.5A
8. AC Power connection 240V / 230V / 220V / 115V / 100V AC dependent on country
9. Analog outputs RCA
10. Analog outputs XLR
11. Optical Digital input
12. Coaxial Digital input
13. USB input

How to use MODE SWITCH

Press MODE button to switch input channel.

Press and keep 2 sec the MODE button to select.

Roll-off filter: Fast / Slow or Direct-DSD: On / Off by UP/DOWN button.

How to work with PC&MAC

MAC OSX

The Don Curzio is free driver for MAC OSX.

Connect the USB cable plug into the MAC usb port will be install the driver automatically.

Windows

Download Driver package from

<http://www.opera-consonance.com/products/digital/don-curzio.htm>



DonCurzioWin7_v1.61.zip

WinRAR ZIP 压缩文件

11.4 MB

Unzip the ZIP package



setup.exe

USB Audio 2.0 Class Driver Cu...

1.61.0.0

Click the setup.exe to install driver

TECHNICAL SPECIFICATIONS

DAC Solution: 24bit/192kHz DSD64 (2.8M) DSD128 (5.6M)

Signal output: 2.4V RMS (RCA, XLR)

Digital inputs: 1Coaxial, 1Optical, 1Bluetooth, 1USB (DoP) digital input

Analog outputs: Gold plated RCA/ phono unbalanced and gold plated XLR
balanced.

Signal-to-noise ratio: More than 120dB (RCA, XLR)

Distortion: Less than 0.002% (RCA, XLR)

Dimensions: 105mm x 235mm x 256mm (H x W x D)

Weight: 5kg (net)

Warranty

Opera audio guarantees each product manufactured by us to be free from defects in materials and workmanship under normal use. Our obligation under this warranty is limited to making good at our factory any part or parts thereof which shall, within 1 year after delivery to the original purchaser, be returned to us with transportation charges prepaid, and which an examination shall disclose to have been thus defective; this warranty being expressly in lieu of all other warranties expressed or implied and of all other obligations or liabilities on our part. This warranty shall not apply to any Opera audio product which shall have been repaired or altered outside of our factory in any way so as to affect its stability, nor which has been subject to misuse, negligence or accident. Warranties of the vacuum tubes are by the respective manufacturers, usually 90 days.

Please mail or e-mail the Registration Card to the address as follows:

The Opera Audio Co., Ltd.

No.2 Jiuxianqiao Road,
Chaoyang District, Beijing, China

Tel: 86 10 59789215

Fax: 86 10 59789265

support@opera-consonance.com

www.opera-consonance.com



Registration Card

Name
Address
City
State
Zip
Email
Telephone
Model
Serial Number
Purchase Date
Dealer