

Orfeo CD PLAYER

USER GUIDE

Congratulations on your new Consonance !

Every Consonance product is based on a simple philosophy:

The audio reproduction instrument shall reproduce the original musical sound, purely and naturally.

It shall use Opera audio design reflecting natural music reproduction and styling to fit in with any interior.

The products shall be easy to operate and shall be manufactured according to the best quality principles.

All Consonance products are created with acoustical instruments in a concert situation as point of reference. The music is reproduced exactly like the original and is limited only by the quality of the recording.

Our aim is to give you the best possible music experience!

CONTENTS


Sound Advice	page 2
General use	page 2
Remote Control	page 3
Use & Placement	page 5
Cleaning	page 5
Technical specifications	page 5
Note & Warning	page 6
Warranty	page 6

SOUND ADVICE

The Consonance ORFEO High End CD-player is easy to connect and operate and requires no prior technical knowledge. However, to get the most out of the player's superior sound and music quality, we have provided a brief description of the connections and use of the player in order to provide a total music experience.

We recommend keeping this user guide for future reference.

GENERAL USE



The CD player has only six buttons. The buttons on the front panel have 6 functions.

NO.1 Power on / off

The CD-player is switched on by pushing the **power** button on the left hand side of the front panel. A flashing " -- --" blue light in the display indicates that power has been switched on.

By pushing the same button one more time the power is switched off.

NO.4 Open / close

Pushing the **open/close** button on the right hand side of the front panel will open the CD tray loader, and the CD can be placed in the tray.

To close the CD tray loader push the same button one more time.

The CD tray loader can also be closed by pushing the tray loader gently inwards.

NO.2 Play

Pushing the **play** button on the right hand side of the front panel makes the player start playing.

Pause

If the **play** button is pushed when a track is playing the player will go into pause mode. One more push at the button and the player will start playing again from the same position on the CD. The pause function is indicated by the display flashing the track and time when the pause was selected.

NO.3 ■ Stop

Pushing the **stop** button on the right hand side of the front panel makes the player stop playing the CD.

NO.6 ► Next track

Pushing the **next track** button on the left hand side of the front panel makes the player jump to the next track on the CD. For every time this button is pushed the player will move one track forward. The player will automatically start playing from the beginning of the selected track each time this button is pushed.

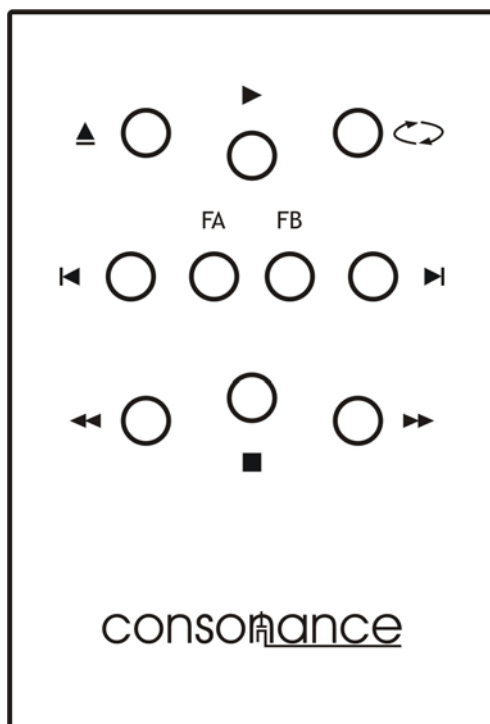
NO.5 ◀ Previous track

Pushing the **prev. track** button on the left hand side of the front panel makes the player jump to the beginning of the track that is playing. For every time this button is pushed the track playing will move one track backwards. The player will automatically start playing from the beginning of the selected track each time this button is pushed.

CONSONANCE REMOTE CONTROL

The Consonance ORFEO can be controlled by remote control. Like other Hi-End products, the number of buttons on the remote is kept to a minimum.

The remote control uses two 1.5-volt LR03 AAA batteries.



Additional functions available on the remote control

By using the Consonance Remote control the functions search (►► ◀◀) and **repeat** can be selected.

fast forward

Searching fast forward is selected by holding down the ►► button on the remote control.

The search speed will start slow and will increase to high after some seconds.

fast backward

Searching fast backward is selected by holding down the ◀◀ button on the remote control. The search speed will start slow and will increase to high after some seconds.

Repeat CD


To repeat the complete CD, press the ↺ button once. "r ALL" will be displayed on the screen.

Repeat track

To repeat the track playing, press the ↻ button twice. "r ONE" will be displayed for two seconds on the screen.

Cancel repeat

To cancel repeat, press the repeat button third.



Dim display

To dim the display on the screen, press the FA button. The display will change from bright to dead on the screen.

Switch sampling

While the player in standby, press the FB button to switch the sampling 44.1/ 88.2kHz.

Track information

While the player in playing, press the FB button to show the track time, time left of the playing track and time left of whole disc.



Back panel of CD-player



From left to right the connectors are :

AC Power connection 240V / 230V / 220V / 115V / 100V AC dependent on country.

Digital output Phono/RCA ,No.10

Unbalanced outputs Phono/RCA right/left

We recommend to connect signal cables to the CD-player when the CD-player and all the other units of the audio system is switched off.

The CD-player has two types of analog audio outputs: unbalanced audio signal with RCA plugs (phono plugs)

The CD-player has got one RCA standard SPDIF digital audio output. Digital signal level is 0.5Vpp when terminated in 75 ohm load. This is the standard load impedance of external DAC's and other recording equipment.

USE & PLACEMENT

The Consonance ORFEO should be placed on a flat, hard surface for proper isolation against vibrations. The CD-player performs best after being switched on for about 30 minutes for heating upage A certain space is required for air circulation above and below the CD-player. The CD-player must never be placed on a carpet or similar surface that obstructs air circulation through the component. Nor must it be covered while in use or placed on a narrow shelf or in another confined space.

CLEANING

The top cover , the front panel and side panels are made of brushed / blasted and anodized aluminum. Fingerprints or stains on the front panel, knobs or top cover can be removed with a cloth moistened with warm water.

We wish you good luck in setting up and connecting your new CD-player and hope that it will give you many years of joyful natural sounding music experiences!

TECHNICAL SPECIFICATIONS

Consonance ORFEO High End CD-player

DAC resolution	16bit TDA1543
0dBFS signal output	2.35V RMS
Output Terminals	Gold plated Tube RCA unbalanced
Frequency response	Less than +/- 0.5 dB deviation 20Hz-20kHz
Phase response	Less than 5 degrees deviation 20Hz-20kHz
Signal-to-noise ratio	More than 100dB
Crosstalk	Less than -100dB
Distortion (RCA)	Less than 0.12 %
Remote Control	Philips RC-5 compatible IR system 36kHz modulation frequency
Dimensions / Weight	11cm x 45cm x 40cm (HxWxD) / 18kg

NOTE & WARNING

Consonance products should only be opened and / or serviced by certified Consonance technicians. The device contains electronic components that can cause severe electric shock. Work performed on Consonance products by unqualified personnel can cause serious damage and personal injury.

Opening of the product by non-authorized personnel will void the guarantee.

The products must not be exposed to rain or moisture.

Warranty

Opera audio guarantees each product manufactured by us to be free from defects in materials and workmanship under normal use. Our obligation under this warranty is limited to making good at our factory any part or parts thereof which shall, within 1 year after delivery to the original purchaser, be returned to us with transportation charges prepaid, and which an examination shall disclose to have been thus defective; this warranty being expressly in lieu of all other warranties expressed or implied and of all other obligations or liabilities on our part. This warranty shall not apply to any Opera audio product which shall have been repaired or altered outside of our factory in any way so as to affect its stability, nor which has been subject to misuse, negligence or accident. Warranties of the vacuum tubes are by the respective manufacturers, usually 90 days.

Please mail or e-mail the Registration Card to the address as follows:

The Opera Audio Co., Ltd.

No.2 JianXianQiaoLu

ChaoYang District

Beijing, China

Tel: 86 10 64377091

Fax: 86 10 64377465

support@opera-consonance.com

www.opera-consonance.com



Registration Card

Name
Address
City
State
Zip
Email
Telephone
Model
Serial Number
Purchase Date
Dealer